



crop estimates committee oesskattingskomitee

From/Van: Mr Baldwin Netshifhefhe

Tel: 012 319 8043 • Fax/Faks: 012 319 8031 • E-mail/E-pos: BaldwinN@dalrrd.gov.za

Web page/Webblad: www.dalrrd.gov.za/statistics and economic reports or
www.saqis.org.za/CEC: Crop Estimates EMBARGO: 14:30



agriculture, land reform
& rural development

Department:
Agriculture, Land Reform and Rural Development
REPUBLIC OF SOUTH AFRICA

27 May 2021

The area planted estimate and **fourth** production forecast for summer crops for 2021 is hereby released.

Hiermee word die oppervlakte- en vierde produksieskatting vir somergewasse vir 2021 vrygestel.

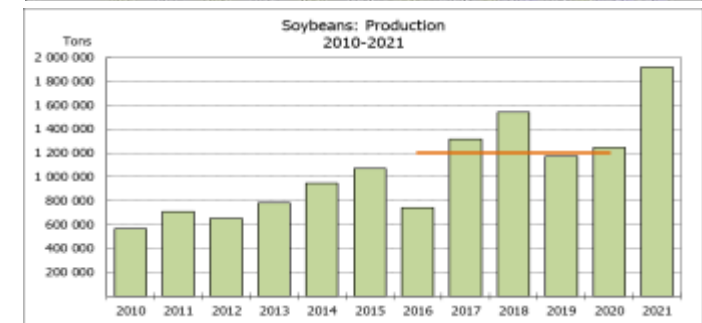
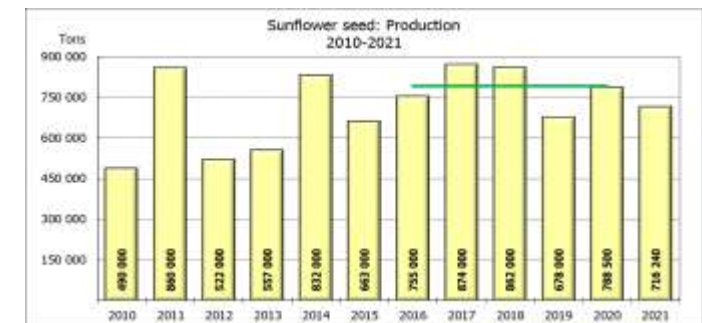
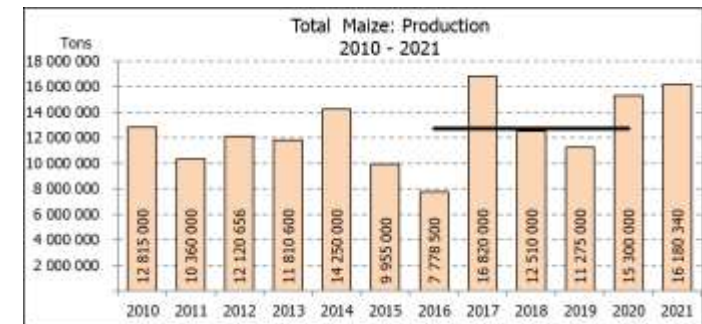
SUMMER CROPS – AREA PLANTED AND FOURTH PRODUCTION FORECAST: 2021

SOMERGEWASSE – OPPERVLAKTE- EN VIERDE PRODUKSIESKATTING: 2021

CROP/GEWAS	Area planted/ Opp beplant 2021 Ha (A)	4 th forecast/ 4 ^{de} skatting 2021 Tons (B)	3 rd forecast/ 3 ^{de} skatting 2021 Tons (C)	Area planted/ Opp beplant 2020 Ha (D)	Final crop/ Finale oes 2020 Tons (E)	Change/ Verandering/ % (B) ÷ (C)
Commercial/Kommersieël:						
White maize/Witmielies	1 691 900	8 982 190	8 933 690	1 616 300	8 547 500	+0,54
Yellow maize/Geelmielies	1 063 500	7 198 150	7 161 900	994 500	6 752 500	+0,51
Total Maize/Totale Mielies	2 755 400	16 180 340	16 095 590	2 610 800	15 300 000	+0,53
Sunflower seed/Sonneblomsaad	477 800	716 240	696 290	500 300	788 500	+2,87
Soybeans/Sojabone	827 100	1 918 150	1 793 650	705 000	1 245 500	+6,94
Groundnuts/Grondbone	38 550	57 900	57 900	37 500	50 080	-
Sorghum	49 200	195 035	189 885	42 500	158 000	+2,71
Dry beans/Droëbone	47 390	56 577	56 577	50 150	64 800	-
Non-Commercial Maize/Nie-Kommersieële Mielies						
Total Maize/Totaal Mielies	3 194 460	586 650	586 650	297 460	543 545	-
Maize/Mielies: Commercial/Kommersieël + Non-Commercial/Nie-Kommersieël						
Total Maize RSA/Totaal Mielies RSA	3 074 860	16 766 990	16 682 240	2 908 260	15 843 545	+0,51

Note: Estimate is for calendar year, e.g. production season 2020/21 = 2021

Nota: Skatting is vir kalenderjaar, bv. produksie-seisoen 2020/21 = 2021



The Crop Estimates Committee comprises officials of the following institutions:

Department of Agriculture, Land Reform and Rural Development; Provincial Departments of Agriculture; various ARC-Institutes (Soil, Climate and Water; Small Grains Institute; and Grain Crops Institute); BFAP and Statistics SA.

WHITE AND YELLOW MAIZE – AREA PLANTED AND FOURTH PRODUCTION FORECAST: 2021
WIT- EN GEELMIELIES – OPPERVLAKTE EN VIERDE PRODUKSIESKATTING: 2021

Provinsie/ Province	Area planted/ Oppervlakte beplant 2021			4 th forecast/ 4 ^{de} skatting 2021			Area planted/ Oppervlakte beplant 2020			Final crop/ Finale oes 2020		
	White/ Wit Ha	Yellow/ Geel Ha	Total/ Totaal Ha	White/ Wit Tons	Yellow/ Geel Tons	Total/ Totaal Tons	White/ Wit Ha	Yellow/ Geel Ha	Total/ Totaal Ha	White/ Wit Tons	Yellow/ Geel Tons	Total/ Totaal Tons
Western Cape/Wes-Kaap	500	3 500	4 000	4 500	31 500	36 000	400	3 400	3 800	3 600	30 600	34 200
Northern Cape/Noord-Kaap	3 400	41 000	44 400	40 290	615 000	655 290	3 400	43 100	46 500	40 300	633 900	674 200
Free State/Vrystaat	907 500	420 000	1 327 500	4 719 000	2 415 000	7 134 000	855 000	365 000	1 220 000	4 700 000	2 209 000	6 909 000
Eastern Cape/Oos-Kaap	6 000	18 000	24 000	39 000	131 400	170 400	5 500	17 000	22 500	35 200	119 000	154 200
KwaZulu-Natal	50 000	55 000	105 000	310 000	423 500	733 500	47 000	55 000	102 000	298 400	434 500	732 900
Mpumalanga	165 000	360 000	525 000	1 155 000	2 556 000	3 711 000	160 000	353 000	513 000	872 000	2 347 500	3 219 500
Limpopo	16 500	21 000	37 500	112 200	168 000	280 200	15 000	18 000	33 000	105 000	126 000	231 000
Gauteng	58 000	50 000	108 000	371 200	340 000	711 200	55 000	50 000	105 000	297 000	330 000	627 000
North West/Noordwes	485 000	95 000	580 000	2 231 000	517 750	2 748 750	475 000	90 000	565 000	2 196 000	522 000	2 718 000
Total/Totaal	1 691 900	1 063 500	2 755 400	8 982 190	7 198 150	16 180 340	1 616 300	994 500	2 610 800	8 547 500	6 752 500	15 300 000

SUNFLOWER SEED – AREA PLANTED AND FOURTH PRODUCTION FORECAST: 2021
SONNEBLMSAAD – OPPERVLAKTE EN VIERDE PRODUKSIESKATTING: 2021

Province/ Provinsie	Area planted/ Opp beplant Ha 2021	4 th forecast/ 4 ^{de} skatting Tons 2021	Area planted/ Opp beplant Ha 2020	Final crop/ Finale oes Tons 2020
Western Cape/Wes-Kaap	-	-	-	-
Northern Cape/Noord-Kaap	1 100	1 320	1 200	1 430
Free State/Vrystaat	235 000	376 000	260 000	444 600
Eastern Cape/Oos-Kaap	300	450	300	750
KwaZulu-Natal	-	-	-	-
Mpumalanga	3 500	5 250	2 800	3 920
Limpopo	76 500	84 150	65 000	65 000
Gauteng	4 400	5 720	4 000	5 600
North West/Noordwes	157 000	243 350	167 000	267 200
Total/Totaal	477 800	716 240	500 300	788 500

SOYBEANS – AREA PLANTED AND FOURTH PRODUCTION FORECAST: 2021
SOJABONE – OPPERVLAKTE EN VIERDE PRODUKSIESKATTING: 2021

Province/ Provinsie	Area planted/ Opp beplant Ha 2021	4 th forecast/ 4 ^{de} skatting Tons 2021	Area planted/ Opp beplant Ha 2020	Final crop/ Finale oes Tons 2020
Western Cape/Wes-Kaap	-	-	-	-
Northern Cape/Noord-Kaap	1 000	3 500	2 000	7 000
Free State/Vrystaat	365 000	766 500	315 000	519 750
Eastern Cape/Oos-Kaap	3 100	9 300	1 500	3 000
KwaZulu-Natal	36 000	129 600	35 000	101 500
Mpumalanga	290 000	652 500	260 000	416 000
Limpopo	20 500	73 800	15 500	48 050
Gauteng	42 000	109 200	36 000	70 200
North West/Noordwes	69 500	173 750	40 000	80 000
Total/Totaal	827 100	1 918 150	705 000	1 245 500

GROUNDNUTS – AREA PLANTED AND FOURTH PRODUCTION FORECAST: 2021**GRONDBONE – OPPERVLAKTE EN VIERDE PRODUKSIESKATTING: 2021**

Province/ Provinsie	Area planted/ Opp beplant Ha 2021	4 th forecast/ 4 ^{de} skatting Tons 2021	Area planted/ Opp beplant Ha 2020	Final crop/ Finale oes Tons 2020
Western Cape/Wes-Kaap	-	-	-	-
Northern Cape/Noord-Kaap	1 500	3 750	1 200	2 580
Free State/Vrystaat	16 000	23 200	11 000	15 400
Eastern Cape/Oos-Kaap	-	-	-	-
KwaZulu-Natal	50	50	-	-
Mpumalanga	-	-	-	-
Limpopo	3 000	6 600	2 900	5 220
Gauteng	-	-	-	-
North West/Noordwes	18 000	24 300	22 400	26 880
Total/Totaal	38 550	57 900	37 500	50 080

SORGHUM – AREA PLANTED AND FOURTH PRODUCTION FORECAST: 2021**SORGHUM – OPPERVLAKTE EN VIERDE PRODUKSIESKATTING: 2021**

Province/ Provinsie	Area planted/ Opp beplant Ha 2021	4 th forecast/ 4 ^{de} skatting Tons 2021	Area planted/ Opp beplant Ha 2020	Final crop/ Finale oes Tons 2020
Western Cape/Wes-Kaap	-	-	-	-
Northern Cape/Noord-Kaap	-	-	-	-
Free State/Vrystaat	10 500	38 325	8 000	35 200
Eastern Cape/Oos-Kaap	-	-	-	-
KwaZulu-Natal	500	2 250	1 200	4 200
Mpumalanga	9 400	53 580	8 500	46 340
Limpopo	17 000	56 100	16 000	41 950
Gauteng	300	1 080	300	960
North West/Noordwes	11 500	43 700	8 500	29 350
Total/Totaal	49 200	195 035	42 500	158 000

DRY BEANS – AREA PLANTED AND FOURTH PRODUCTION FORECAST: 2021**DROëBONE – OPPERVLAKTE EN VIERDE PRODUKSIESKATTING: 2021**

Province/ Provinsie	Area planted/ Opp beplant Ha 2021	4 th forecast/ 4 ^{de} skatting Tons 2021	Area planted/ Opp beplant Ha 2020	Final crop/ Finale oes Tons 2020
Western Cape/Wes-Kaap	100	150	100	150
Northern Cape/Noord-Kaap	350	700	350	700
Free State/Vrystaat	22 000	15 400	24 000	30 000
Eastern Cape/Oos-Kaap	200	300	200	300
KwaZulu-Natal	3 000	3 900	2 900	3 480
Mpumalanga	6 500	10 075	6 600	8 250
Limpopo	8 000	16 000	8 400	13 440
Gauteng	840	1 092	600	780
North West/Noordwes	6 400	8 960	7 000	7 700
Total/Totaal	47 390	56 577	50 150	64 800

CONFIDENTIALITY ISSUES that CEC members are committed to adhere to on the day of the meeting

- No member is allowed to leave the meeting before 12:00 in order to prevent disclosure of the information
- The embargo time for the release of crop estimates information is 14:30
- No member is allowed to discuss crop estimates information with anyone other than a member of the Committee before the embargo time
- Only the Chairperson, or a member appointed by the Chairperson, may release the figures to the media
- Members must regard the detail of any information that was collected for and/or discussed during the meeting, as confidential
- Individual information received for crop estimate purposes is treated strictly confidential, and is not divulged for any other purposes

**AREA ESTIMATE AND FOURTH PRODUCTION FORECAST OF SUMMER CROPS (2021 PRODUCTION SEASON)/
OPPERVLAKTE- EN VIERDE PRODUKSIESKATTING VIR SOMERGEWASSE (2021 PRODUKSIE-SEISOEN)
27 MAY 2021**

Summer field crops – 2021

Commercial maize: The size of the expected commercial maize crop has been set at 16,180 mill. tons, which is 0,53% or 84 750 tons more than the previous forecast of 16,096 mill. tons. The area estimate for maize is 2,755 mill. ha, while the expected yield is 5,87 t/ha.

The estimated maize crop is 6% bigger than the 2020 crop. The three main maize producing areas, namely the Free State, Mpumalanga and North West provinces are expected to produce 84% of the 2021 crop.

The area estimate for white maize is 1,692 mill. ha & for yellow maize the area estimate is 1,064 mill. ha.

The production forecast of white maize is 8,982 mill. tons, which is 0,54% or 48 500 tons more than the 8,934 mill. tons of the previous forecast. The yield for white maize is 5,31 t/ha. In the case of yellow maize the production forecast is 7,198 mill. tons, which is 0,51% or 36 250 tons more than the 7,162 mill. tons of the previous forecast. The yield for yellow maize is 6,77 t/ha.

The yield per ha for the Free State and North West provinces was based on scientific and objective results provided by the Agricultural Research Council (ARC).

Sunflower seed: The production forecast for sunflower seed is 716 240 tons, which is 2,87% or 19 950 tons more than the 696 290 tons of the previous forecast. The area estimate for sunflower seed is 477 800 ha, while the expected yield is 1,50 t/ha.

Other crops: The production forecast for **soybeans** increased by 6,94% or 124 500 tons to 1,918 mill. tons. The estimated area planted to soybeans is 827 100 ha and the expected yield is 2,32 t/ha.

The expected **groundnut** crop remained unchanged at 57 900 tons. For groundnuts, the area estimate is 38 550 ha, with an expected yield of 1,50 t/ha.

The production forecast for **sorghum** is 195 035 tons, which is 2,71% or 5 150 tons more than the 189 885 tons of the previous forecast. The area estimate for sorghum is 49 200 ha and the expected yield is 3,96 t/ha.

In the case of **dry beans**, the production forecast remained unchanged at 56 577 tons. The area estimate of dry beans is 47 390 ha, with an expected yield of 1,19 t/ha.

Please note that the fifth production forecast for summer field crops for 2021 will be released on 29 June 2021.

Somergewasse – 2021

Kommerciële mielies: Die grootte van die verwagte kommersiële mielie-oes is op 16,180 milj. ton gestel, wat 0,53% of 84 750 ton meer is as die vorige skatting van 16,096 milj. ton. Die skatting van die oppervlakte onder mielies is 2,755 milj. ha, terwyl die verwagte opbrengs 5,87 t/ha is.

Die geskatte mielie-oes is 6% groter as die 2020-oes. Die drie belangrikste mielieproduserende gebiede, nl. die Vrystaat, Mpumalanga en Noordwes provinsies, gaan na verwagting 84% van die 2021-oes produseer.

Die oppervlak onder witmielies is 1,692 milj. ha en vir geelmielies is die oppervlak 1,064 milj. ha.

Die produksieskatting van witmielies is 8,982 milj. ton, 0,54% of 48 500 ton meer as die 8,934 milj. ton van die vorige skatting. Die opbrengs van witmielies is 5,31 t/ha. In die geval van geelmielies is die produksieskatting 7,198 milj. ton, wat 0,51% of 36 250 ton meer is as die 7,162 milj. ton van die vorige skatting. Die opbrengs van geelmielies is 6,77 t/ha.

Die opbrengs-bepaling per ha vir die Vrystaat en Noordwes provinsies is gebaseer op wetenskaplike en objektiewe resultate verstrekk deur die Landbounavorsingsraad (LNR).

Sonneblomsaad: Die produksieskatting vir sonneblomsaad is 716 240 ton, wat 2,87% of 19 950 ton meer is as die 696 290 ton van die vorige skatting. Die oppervlakteskatting vir sonneblomsaad is 477 800 ha, terwyl die verwagte opbrengs 1,50 t/ha is.

Ander gewasse: Die produksieskatting van **sojabone** is verhoog met 6,94% of 124 500 ton na 1,918 milj. ton. Die geskatte oppervlakte beplant van sojabone is 827 100 ha en die verwagte opbrengs is 2,32 t/ha.

Die verwagte **grondbone**-oes is onveranderd gelaat op 57 900 ton. Vir grondbone is die oppervlakteskatting 38 550 ha, terwyl die verwagte opbrengs 1,50 t/ha is.

Die produksieskatting van **sorghum** is 195 035 ton, wat 2,71% of 5 150 ton meer is as die 189 885 ton van die vorige skatting. Die oppervlakteskatting vir sorghum is 49 200 ha, en die verwagte opbrengs is 3,96 t/ha.

In die geval van **droëbone** is die produksieskatting 56 577 ton. Die oppervlakte beplant met droëbone is 47 390 ha, en die verwagte opbrengs is 1,19 t/ha.

Neem asseblief kennis dat die vyfde produksieskatting vir somergewasse vir 2021, op 29 Junie 2021 vrygestel sal word.

The preliminary non-commercial agricultural sectors' production estimate for maize for 2021 is hereby released. / Hiermee word die voorlopige nie-kommersiële landbou-sektor se produksieskatting vir mielies vir 2021 vrygestel.

NON-COMMERCIAL MAIZE – PRELIMINARY AREA PLANTED AND PRODUCTION ESTIMATE: 2021

NIE-KOMMERSIËLE MIELIES – VOORLOPIGE OPPERVLAKTE- EN PRODUKSIESKATTING: 2021

CROP/GEWAS	Area planted/ Opp beplant 2021 Ha (A)	Production/ Produksie 2021 Tons (B)	Area planted/ Opp beplant 2020 Ha (C)	Final crop/ Finale oes 2020 Tons (D)	Change/ Verandering % (B) ÷ (D)
Non-commercial agriculture/Nie-kommersiële landbou:					
White maize/Witmielies	236 600	399 330	221 945	375 295	+6,40
Yellow maize/Geelmielies	82 860	187 320	75 515	168 250	+11,33
Maize/Mielies	319 460	586 650	297 460	543 545	+7,93

The preliminary area planted to maize in the non-commercial agricultural sector is estimated at 319 460 ha, which represents an increase of 7,40%, compared to the 297 460 ha of the previous season. The expected maize crop for this sector is 586 650 tons, which is 7,93% more than the 543 545 tons of last season. It is important to note that about 45% of the maize produced in the non-commercial sector, is planted in the Eastern Cape, followed by KwaZulu-Natal with 28%.

Die voorlopige oppervlakte beplant met mielies in die nie-kommersiële landbou-sektor word geskat op 319 460 ha, wat 'n toename van 7,40% verteenwoordig in vergelyking met die 297 460 ha van die vorige seisoen. Die verwagte mielie-oes van dié sektor is 586 650 ton, wat 7,93% meer is as die 543 545 ton van die vorige seisoen. Dit is belangrik om daarop te let dat ongeveer 45% van die mielies wat geproduseer word in die nie-kommersiële sektor, in die Oos-Kaap geplant word, gevolg deur KwaZulu-Natal met 28%.

